



# DYNACO M2 EMERGENCY

**Push-Pull**  
gear driven technology



inside door

# DYNACO M2 EMERGENCY

DYNACO's Emergency Exit M2 is designed for inside applications with intensive use, combined with an emergency exit. An ingenious T-shaped cut in the middle of the curtain allows the two symmetric "flaps" to release an emergency exit, simply by pushing on the indicated spot. The absence of rigid elements in the curtain and the soft bottom edge make the Emergency Exit M2 intrinsically safe.

- **HIGH SPEED OPERATION:**  
Up to 1,2 m/s
- **PATENTED "PUSH PULL" TECHNOLOGY:**  
Unique door drive system.
- **GOOD SEAL:**  
Patented side frame assembly. Neither blade nor brush systems required.
- **USER SAFETY:**  
Flexible curtain without rigid elements. Integrated emergency escape system.
- **COMFORT OF USE:**  
DYNACO wireless detector at the bottom.
- **ADVANCED DRIVE:**  
Frequency driven motor and encoder for smooth operation. Wearable elements are reduced to a minimum.
- **DYNALOGIC CONTROL BOX:**  
User-friendly control box with self-diagnosis.
- **CONFORM TO EN13241-1**

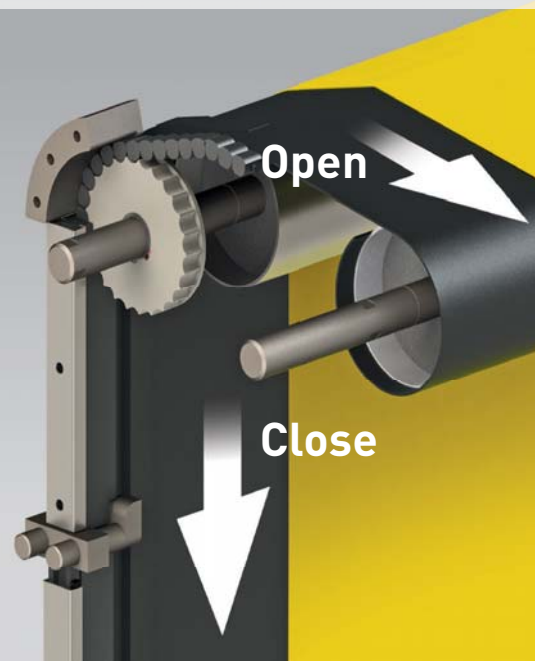
Opening by pushing on the emergency release spots



Emergency exit open



"PUSH-PULL<sup>PT</sup>" drive technology



# Push-Pull

gear driven technology

inside door



## EN13241-1 STANDARDS

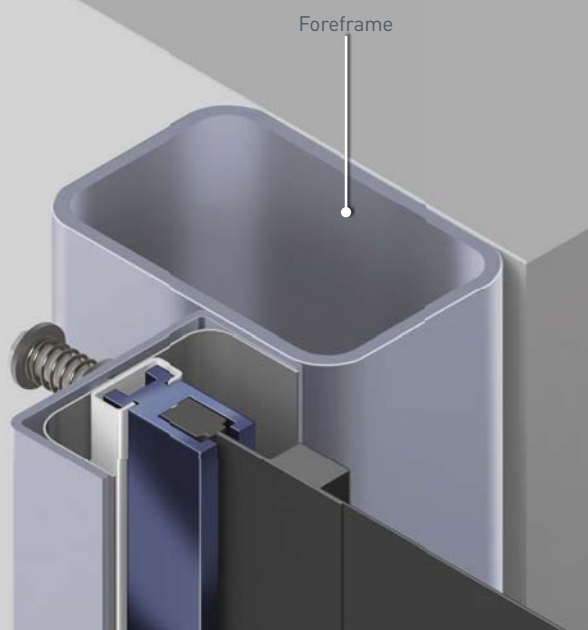
Standard	Ref.	Test acc.	Results
<b>Water permeability</b>	EN 12425	EN 12489	Class 1
<b>Wind load</b>	EN 12424	EN 12444	Class 1*
<b>Wind permeability</b>	EN 12426	EN 12427	Class 0
<b>Safe openings</b>	EN 12453	EN 12445	Pass
<b>Mechanical resistance</b>	EN 12604	EN 12605	Pass
<b>Unintended movements</b>	EN 12604	EN 12605	Pass
<b>Thermal resistance</b>	EN 12428	EN 12428	6,02 W/m²K
<b>Performance (cycles)</b>	EN 12604	EN 12605	1.000.000

\* Interior applications only.

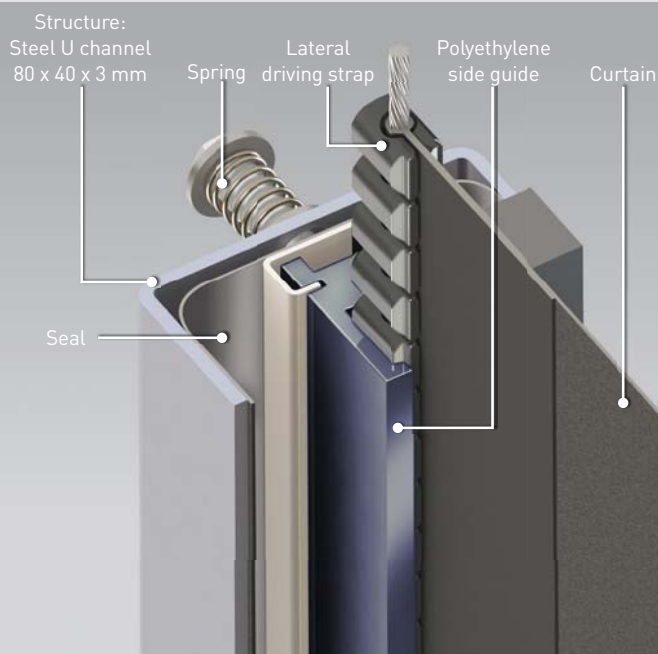
## CHARACTERISTICS

<b>Max. dimensions</b>	W 5.500 mm x H 5.500 mm								
<b>Min. dimensions</b>	W 1.000 mm x H 2.200 mm								
<b>Opening speed</b> <b>Closing speed</b>	1,2 m/s 0,6 m/s								
<b>Structure</b>	Galvanised steel: 80 x 40 x 3 mm. Option: stainless steel.								
<b>Drum</b>	Steel - Ø 102 x 2 mm.								
<b>Side guides</b>	Reinforced polyethylene (PE-UHMW1000) on springs								
<b>Motor</b>	4 poles, without brake. Power 1,5 kW IP rating: IP 65								
<b>Control box</b>	DYNALOGIC provided with: circuit breaker, general divider, Adjustable timer, push button for opening and reset and emergency stop. IP rating: IP 54. Frequency inverter.								
<b>Standard detectors</b>	Infrared barrier: 300 mm from the floor. Wireless DYNACO detector (WDD).								
<b>Power supply</b> <b>Frequency</b>	Single phase 230V - 18 A Frequency: 50-60 Hz								
<b>Available colours</b> comparable with:	<table> <tr> <td>Yellow RAL1003</td><td>Green RAL6005</td></tr> <tr> <td>Orange RAL2004</td><td>Grey RAL7035</td></tr> <tr> <td>Red RAL3000</td><td>White RAL9010</td></tr> <tr> <td>Blue RAL5002</td><td>Black RAL9005</td></tr> </table> <p>(Actual colours may deviate. Colour samples available upon request)</p>	Yellow RAL1003	Green RAL6005	Orange RAL2004	Grey RAL7035	Red RAL3000	White RAL9010	Blue RAL5002	Black RAL9005
Yellow RAL1003	Green RAL6005								
Orange RAL2004	Grey RAL7035								
Red RAL3000	White RAL9010								
Blue RAL5002	Black RAL9005								

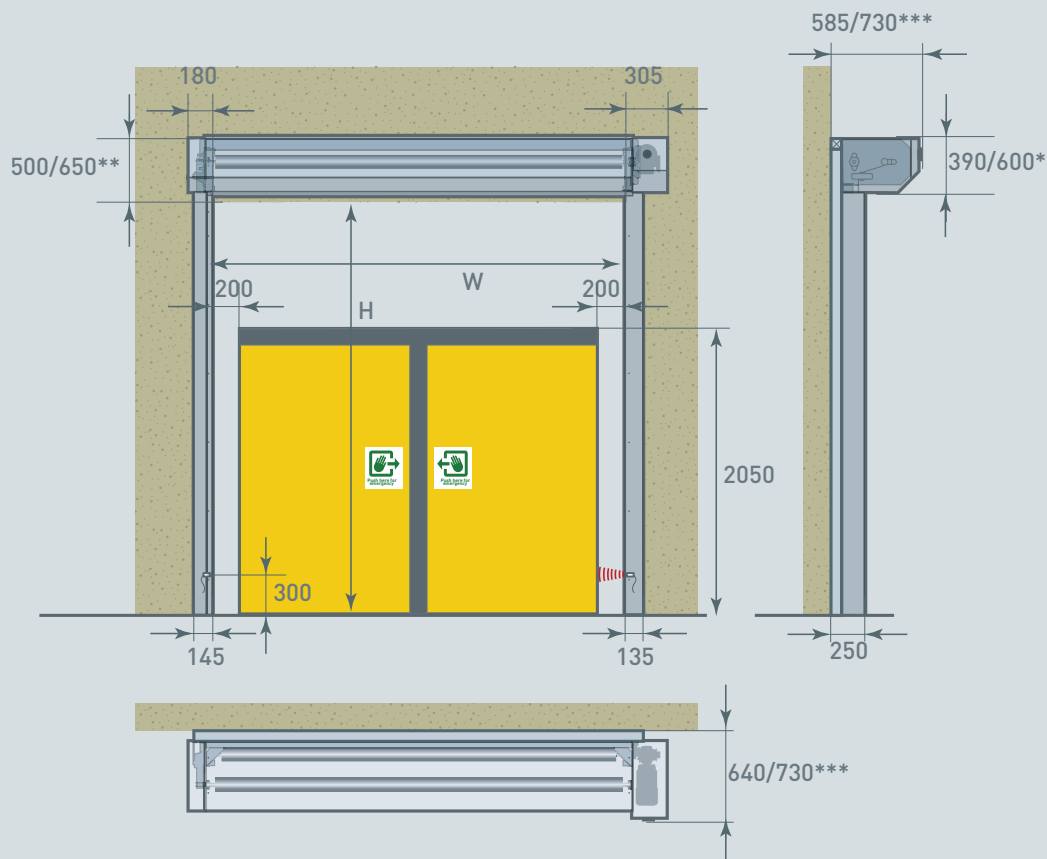
## Side guide view



## Lateral driving strap view



## Dimensions and installation requirements DYNACO M2 EMERGENCY



\* 600 if H > 4000 and drum cover

\*\*650 if H > 4000 and drum cover

\*\*\*730 if H > 4000 and drum cover

All indicated dimensions are net: the space necessary for mounting and maintenance has to be provided.

REMARK: Based on the risk analysis of the environment, extra push buttons, detectors and covers might be required.

© All rights reserved by Dynaco – 2013

The DYNACO Entrematic products are protected by worldwide registered patents. As part of its policy of continuous product development, DYNACO Entrematic reserves the right to change the characteristics of its products or components without prior notice.

Disclaimers:

For a correct use of our products, please refer to our manual.

Everything that is mentioned in this brochure is only valid under the terms of use in the user manual and on condition that the door was properly installed and maintained and has not undergone abuse nor neglect.

 **DYNACO**  
**ENTRE//MATIC**

DYNACO ENTREMATI  
Waverstraat 21  
B-9310 Moorsel-Aalst (Belgium)  
Tel. +32 53 72 98 98  
Fax. +32 53 72 98 50  
info.dynaco.eu@entrematic.com  
www.dynaco.eu